

Fig No: MD-82

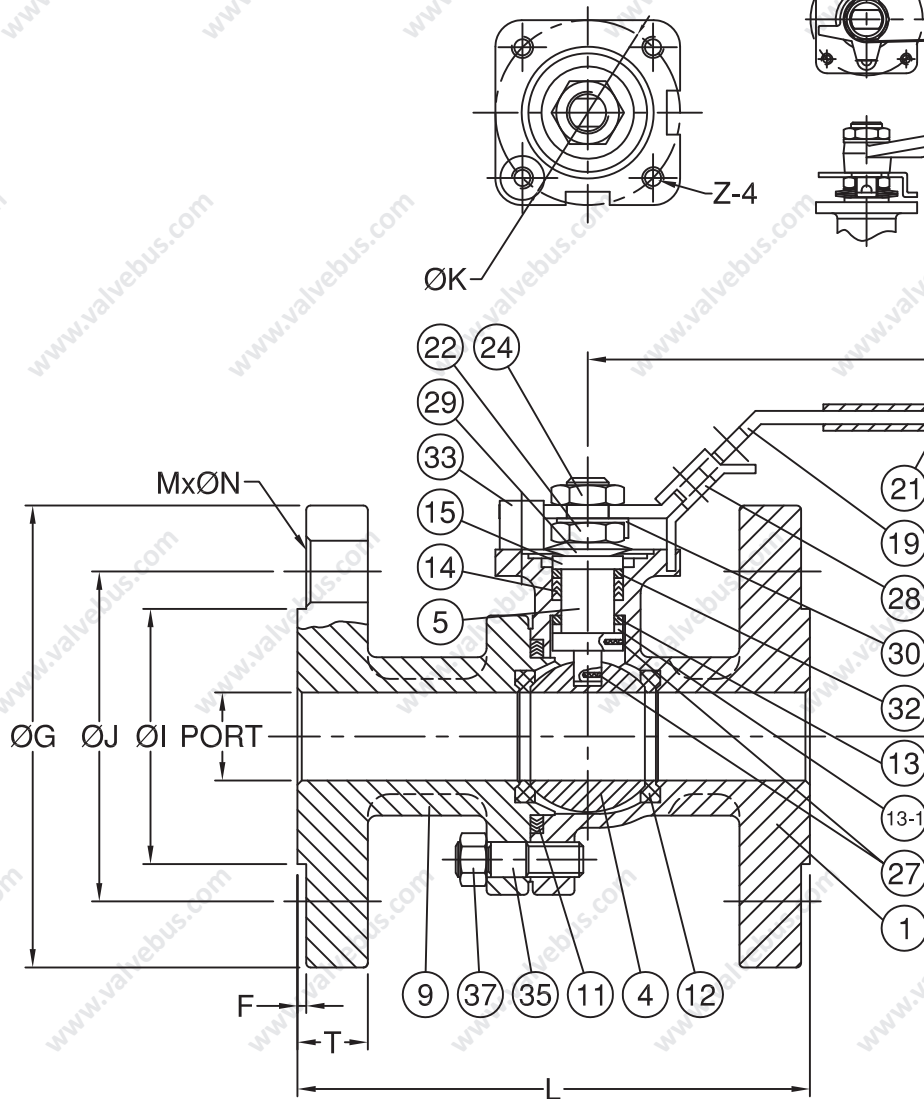
MATERIALS LIST

NO.	PART NAME	MATERIAL
1	BODY	1.4408 / EN1503-1
4	BALL	CF8M / EN1503-2
5	STEM	SS316
9	END CAP	1.4408 / EN1503-1
11	BODY SEAL	SS316+GRAPHITE
12	SEAT	RTFE.
13	THRUST WASHER	RTFE.
13-1	THRUST WASHER	RTFE.+50%SS316
14	STEM PACKING	GRAPHITE
15	GLAND BUSH	SS304
19	HANDLE	SS304
21	HANDLE COVER	PLASTIC
22	STEM NUT	SS304
24	HANDLE NUT	SS304
27	ANTI-STATIC DEVICE	SS304
28	LOCKING DEVICE	SS304
29	BELLEVILLE WASHER	SS301
30	TAB WASHER	SS304
32	PACKING FOLLOWER	RTFE.+50%SS316
33	STOP PIN	SS304
35	STUD	SS304
37	BOLT NUT	SS304

DIMENSIONS

SIZE	PORT	L	E	H	ØG	ØJ	ØI	T	F	M	ØN	ØK	unit:mm		
													Z		
DN15	1/2"	15	115	165	66.0	95	65	45	16	2	4	14	42	M5x0.8	
DN20	3/4"	20	120	165	74.0	105	75	58	18	2	4	14	42	M5x0.8	
DN25	1"	25	125	200	87.0	115	85	68	18	2	4	14	50	M6x1.0	
DN32	1-1/4"	32	130	200	92.0	140	100	78	18	2	4	18	50	M6x1.0	
DN40	1-1/2"	38	140	250	105.0	150	110	88	18	3	4	18	70	M8x1.25	
DN50	2"	50	150	265	115.0	165	125	102	20	3	4	18	70	M8x1.25	
DN65	2-1/2"	64	170	390	152.5	185	145	122	22	3	8	18	102	M10x1.5	
DN80	3"	76	180	390	161.5	200	160	138	24	3	8	18	102	M10x1.5	
DN100	4"	100	190	390	179.0	235	190	162	24	3	8	22	102	M10x1.5	

FLANGE DIMENSION: DIN 2633
FACE TO FACE: DIN 3202 F4

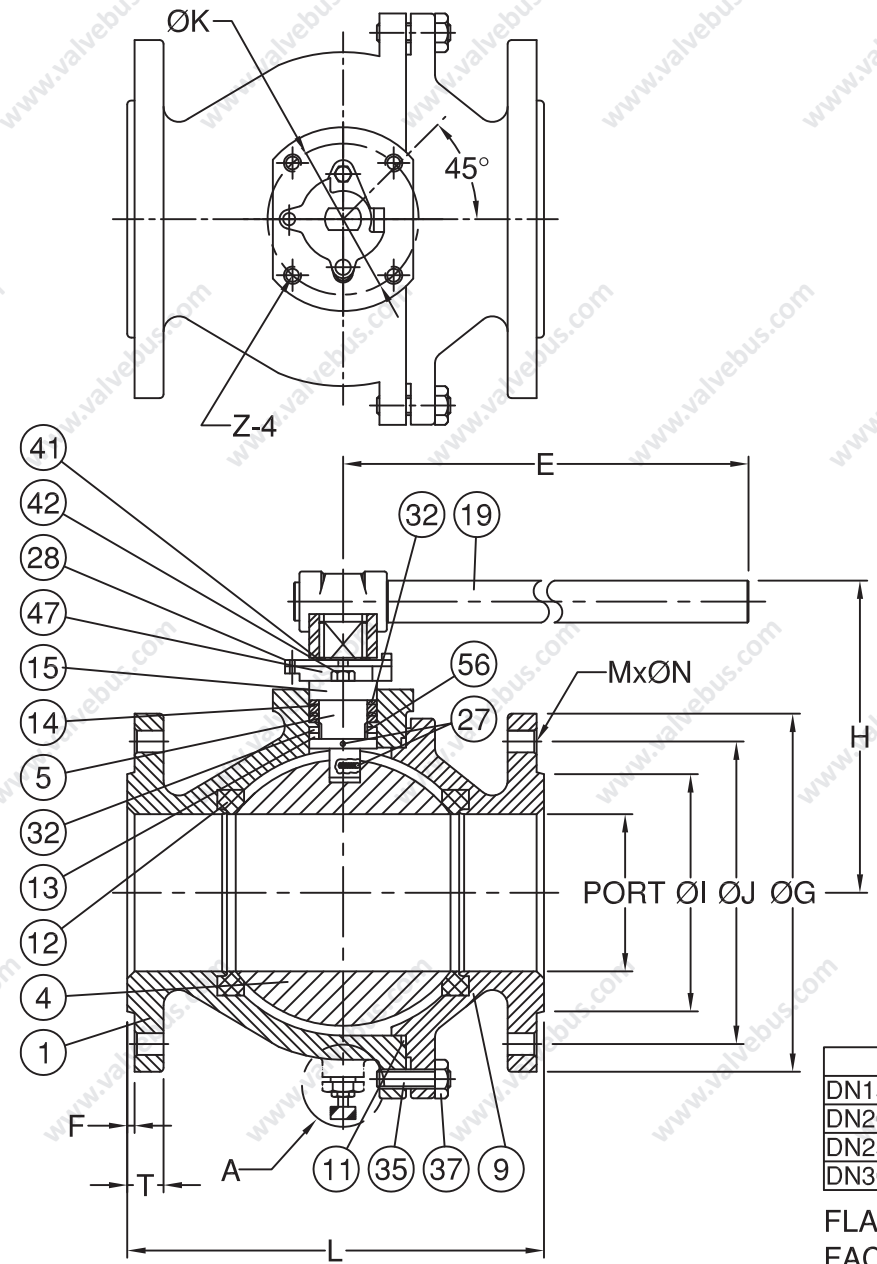
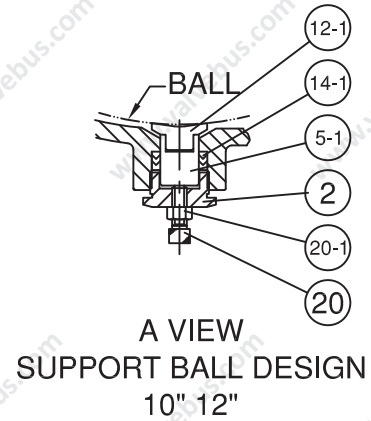


CODE	Y-009		APPROVED BY.	CHECK BY.	DRAWN BY.	DRAWING NO.	MATERIAL	UNIT	DESCRIPTION
	SIGN	MIKE	JERRY	JERRY	MD-82-Y009		MATERIALS LIST	mm	TWO PIECES BALL VALVES, FIRE SAFE APPROVED, FLANGED END, FULL BORE, PN 40
	DATE	9/12/2013	9/12/2013	9/12/2013	REVISION	01	SCALE		

Fig No: MD-82

MATERIALS LIST

NO.	PART NAME	MATERIAL
1	BODY	1.4408 / EN1503-1
2	SUPPORT NUT	SS304
4	BALL	CF8M / EN1503-2
5	STEM	SS316
5-1	SUPPORT PIN	SS304
9	END CAP	1.4408 / EN1503-1
11	BODY SEAL	SS316+GRAPHITE
12	SEAT	RTFE.
12-1	PIN SEAT	RTFE.
13	THRUST WASHER	RTFE.
13-1	THRUST WASHER	PTFE.+50%SS316
14	STEM PACKING	GRAPHITE
14-1	PIN PACKING	RTFE.
15	GLAND BUSH	SS304
19	HANDLE	JUNCTION HEAD(FCD) PIPE GRIP (S15C)
20	SET SCREW	SS304
20-1	SET NUT	SS304
27	ANTI-STATIC DEVICE	SS304
28	STOP PLATE	SS304
32	PACKING FOLLOWER	RTFE.+50%SS316
35	STUD	SS304
37	BOLT NUT	SS304
41	SNAP RING	CARBON STEEL
42	GLAND BOLT	SS304
47	GLAND FLANGE	SS304
56	BEARING	RTFE.



DIMENSIONS

unit:mm

SIZE	PORT	L	E	H	ØG	ØJ	ØI	T	F	M	ØN	ØK	Z
DN150	6"	150.0	350	650	274	300	250	218	28	3	8	26	M12x1.75
DN200	8"	200.0	400	950	302	375	320	285	34	3	12	30	M12x1.75
DN250	10"	250.0	450	1100	348	450	385	345	38	3	12	33	M16x2.0
DN300	12"	300.0	500	1100	413	515	450	410	42	4	16	33	M16x2.0

FLANGE DIMENSION: DIN 2633
FACE TO FACE: DIN 3202 F5

CODE	Y-009	APPROVED BY.	MIKE	CHECK BY.	JERRY	DRAWN BY.	JERRY	DRAWING NO.	MD-82-Y009	MATERIAL	MATERIALS LIST	UNIT	mm	DESCRIPTION	TWO PIECES BALL VALVES, FIRE SAFE APPROVED, FLANGED END, FULL BORE, PN 40
DATE	9/12/2013	DATE	9/12/2013	DATE	9/12/2013	REVISION	01	SCALE	FREE	SCALE	FREE	SCALE	FREE	DESCRIPTION	TWO PIECES BALL VALVES, FIRE SAFE APPROVED, FLANGED END, FULL BORE, PN 40
		SIGN	MIKE	JERRY	JERRY	MD-82-Y009	01	MATERIALS LIST	FREE	FREE	FREE	FREE	FREE	TWO PIECES BALL VALVES, FIRE SAFE APPROVED, FLANGED END, FULL BORE, PN 40	